

Songs4Teachers.com

# Songs 4 Teachers

Presents...



Please e-mail this  
FREE E-Book to  
your friends and  
colleagues.

Mary



FREE theme-related Songs & Poems  
to use with all children...



Songs & Poems  
Written by  
Mary Flynn

- ✓ No music to read
- ✓ Simple guitar/autoharp chords included
- ✓ Songs are ready to sing - Honest!
- ✓ Guitar Chord Reference Chart included with E-Books
- ✓ Poems are written from a child's perspective
- ✓ Guaranteed to bring laughter to children

## About the Author

**Mary Flynn** is an educator with a distinguished career in Elementary Schools in Ontario, Canada. A classroom teacher for 22 years, Mary taught Grades K-8 throughout the course of her career. In addition, she was also the computer technology specialist, librarian and the music teacher at her school.

Retiring from formal teaching duties in September 2000, Mary has been engaged in writing songs and poems, creating her Songs 4 Teachers E-Books and developing her Web Sites. Her Web Site, [www.songs4teachers.com](http://www.songs4teachers.com) has been on-line since 1999. Mary has sold thousands of E-Books to educators, parents and homeschoolers all around the world and she is partnered with a number of premier educational Web Sites which sell her materials. She also owns [www.character-kids.com](http://www.character-kids.com) and [www.poems4teachers.com](http://www.poems4teachers.com).

## About Mary's E-Books – How it happened...

While teaching in the primary grades, Mary wrote more than one hundred theme-related songs, all sung to familiar tunes. She used these songs in her classroom and with all the students in the primary division of her school. The children loved the songs – more importantly, the teachers loved the songs, finding them easy to use and simple to teach. Many of Mary's colleagues did not have any formal music training and found themselves at a loss in terms of presenting music and singing with their students. These songs solved the problem. It was a colleague who pointed out to Mary the need to make these songs available in all classrooms. She began writing theme-related poems in response to further requests from teachers and shared them with educators in her school district.

“The songs in my E-Books are for every busy teacher who needs simple resources, ready-to-sing, with no music to read or musical skill required for understanding. They are for the educator who knows that there is not enough music in his or her classroom and who wants to add more. Material is invaluable to the teacher who simply needs fun songs related to themes that are familiar to children. The material in my collection is suited to every educator who knows that there will never be sufficient time in the day to locate music resources, listen, learn, write down lyrics and teach the song. These songs are for any teacher wanting to open a book and sing with children. It's as simple as that!

[Songs 4 Teachers E-Books](http://www.songs4teachers.com) are affordable, are delivered immediately and will bring music and laughter to your classroom. If you remember your childhood favorites, you can sing these songs. Honest! – No musical ability required.

Use these songs whenever you want to sing with your students or select a specific song related to a theme, season, special occasion or unit of study.

My grade two and three students used these songs as springboards to "write" their own songs. After being introduced to a number of songs, students were given their task – work independently or with a partner to write a song related to a theme which we were studying in class. Students were given a choice of five or six different songs we had learned to use as their "master song" ~ the childhood favorite. They set about *creating*.



The process was language-based. The challenge was to create lyrics that were not only meaningful but such that they *worked* in the song, following the pattern and rhythm of the original song. The musical presentations at our *Classroom Concert* were well received with all students participating.

The students' innovative ways of presenting their creations were intriguing. But most of all, the children had fun, initially learning the songs and later "writing" their own lyrics and presenting to peers, to Reading Buddies and to other classes in their division.

All the songs in my E-Books use **7** basic guitar chords. I taught myself to play the ukulele and the guitar as a form of "classroom survival" over 30 years ago when I first started teaching and knew I had to incorporate music into my curriculum. Yikes!  
I am still surviving ~ and singing.

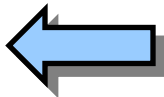
The songs in this collection are chorded. All my E-Books include a *Guitar Chord Reference Chart* for all the chords used in my songs.

For those of you brave enough, teach yourself to play the guitar. You won't regret it.

Feel free to contact me by e-mail at:

[mary@songs4teachers.com](mailto:mary@songs4teachers.com) with suggestions or comments, ideas for songs, or to tell me how you have used songs from my collection. I love to hear from parents and educators."

**Attention Educators:**



**Sell Your Original Lesson Plans/Units of Study - Get information now from**

**Mary of [www.Songs4Teachers.com](http://www.Songs4Teachers.com)**

**She's been doing it for more than 10 years. She retired early!**

*You can do it too!*

If you would like information about selling original lesson plans, teaching materials, resources, or units of study that you have created and to which you own the copyright, contact me at:

[mary@songs4teachers.com](mailto:mary@songs4teachers.com)

I can provide you with the information that you need to get started today.

Please e-mail this E-Book to your colleagues and friends. They will love you!

Mary 

  
Songs4Teachers.com

©Songs 4 Teachers - [www.songs4teachers.com](http://www.songs4teachers.com)

## Thanksgiving

(Sung to: *Up On the Housetop*)

C  
 Here in our home it's **Thanksgiving Day.**

F C G  
 We'll give thanks in all we say.

C  
 Thankful for friends and family ~

F C G C  
 Thankful for what's inside of me.

F C  
 We'll join hands, we will smile.

G7 C  
 Stop and think for a little while.


C F  
**Thanksgiving Day** has come so fast.

C G C  
 This day is good, let's make it last

Or:  
 ..."Stop and pray"



Thank you  
 for everything



## We Are Thankful

(Sung to: *Sing a Song of Sixpence*)

G D  
**Thanksgiving Day** is coming and friends will all be here,

D G  
 We are happy that all the ones we love are near.

G D  
 And when we're all together, we'll hold hands and pray.

D G  
 We are thankful always – not just on **Thanksgiving Day.**


Or:  
 ..."we'll have lots to say"



## I'm a Bat

(Sung to: You Are My Sunshine)

C  
I love the night time  
C  
The dark, black night time.  
F C  
And that is when I fly around.  
F  
I am **NOCTURNAL** ~  
C  
I love the night time.  
C  
'Cause I'm a bat,  
G7 C  
I fly without a sound!



## I'm Just a Spider

I'm just a spider, hanging here.  
I spin my web all day.  
I work so hard now on my web  
I don't have time to play.

Some people say I'm scary  
And I don't know what for.  
But what those people need to know  
Is that they scare me **more!**

'Cause I'm just a spider ~ it's my job  
To spin my web each day.  
I don't try to frighten you...  
So be kind with what you say.

## With Our Friends

(Sung to: Frere Jacques)

C  
In our classroom,  
C  
In our classroom,  
C  
We're all friends,  
C  
We're all friends.  
C  
Play and work together,  
C  
Play and work together,  
C  
With our friends,  
C  
With our friends.



# We Are All the Same

(Sung to: My Bonnie Lies Over the Ocean)

*D*                      *G*                      *D*  
 In our class we have many children,  
    *E7*                      *A7*  
 We're different but really the same.  
    *D*                      *G*                      *D*  
 In our class we have many children,  
    *E7*                      *A7*                      *D*  
 And we know every person by name.




*D*                      *G*                      *A7*  
 But inside, inside, yes, inside our hearts  
    *D*

We're the same, the same ~

*D*                      *G*  
 Inside, inside,  
    *A7*    *D*  
 It's inside God made us the same!  
 It's inside that we're all the same!  
 Inside all our hearts we're the same!



Three possible endings for the song. Choose the most appropriate.



# I Am Special

(Sung to: Twinkle, Twinkle)

*C*                      *F*                      *C*  
 I am special, I am me.  
*G7*                      *C*                      *G7*                      *C*  
 Come and play and you will see.  
    *F*                      *C*                      *G7*  
 In our classroom we all play...  
*C*                      *F*    *C*                      *G7*  
 Being good friends every day.  
*C*    *F*                      *C*  
 I am special, I am me.  
*G7*                      *C*                      *G7*                      *C*  
 Come and play and you will see.

# Christmas Snowflakes

(Sung to: Sing a Song of Sixpence)

G

I see the little snowflakes

D

Falling all around.

D

I love catching snowflakes

G

Before they touch the ground.

G

When I watch these snowflakes

D

And see them falling fast.

D

I know Christmas will be here

G

And I'll be glad at last!



## We Survived 100 Days



We survived one hundred days,  
We counted every one!  
We've been at school for all this time  
And we've had lots of fun!

teacher

We've learned a lot and made new friends,  
Each day brought something new.  
But there's one thing that shocks us all ~  
Our teacher made it too!

Songs4Teachers.com

©Songs 4 Teachers - www.songs4teachers.com

# Character Kids Book 1 Preview – 26 songs & 12 poems

www.character-kids.com

For the trait  
"Caring"



## Caring

I try hard to be a **caring** person.  
In what I say and do.  
I ask you how you're doing...  
I'm interested in you!

I can **care** for other people...  
For myself – and even pets.  
I'm **careful** when I do a job...  
I try not to forget!

And when I **care** about myself  
Here's what you will see...  
I wear clean clothes and brush my teeth,  
'Cause **caring** starts with me!



Character Kids Book 1  
presents the following traits:

Caring  
Determination  
Enthusiasm  
Generosity  
Gentleness  
Helpfulness  
Kindness  
Love  
Loyalty  
Patience  
Peacefulness  
Tact

### Includes

Tips for Kids  
How Can I Show It?  
Class Extensions  
Home Connections  
Teaching Posters  
Certificates  
Guitar Chord  
Chart

Kid Tips for each Trait  
are included...



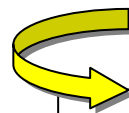
Here's a tip...

When you reach out to  
someone in a Kind way, it  
helps both of you!  
If you think of teasing  
someone, stop and try  
some Kind words instead.



Tip for "Kindness"

For the trait "Enthusiasm"



## Enthusiastic Friends

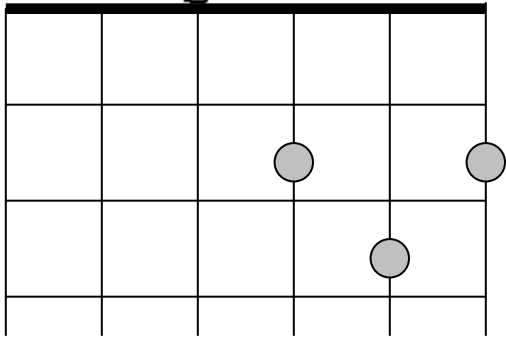
(Sung to: Sing a Song of Sixpence)

G  
Enthusiastic friends are  
D  
Fun to be around.  
D  
They can bring you up when...  
G  
You are feeling down.  
  
G  
They will always say things  
D  
Like "Wow!" and "That is great!"  
D  
Enthusiasm travels fast...  
D G  
So, get yours now, don't wait!

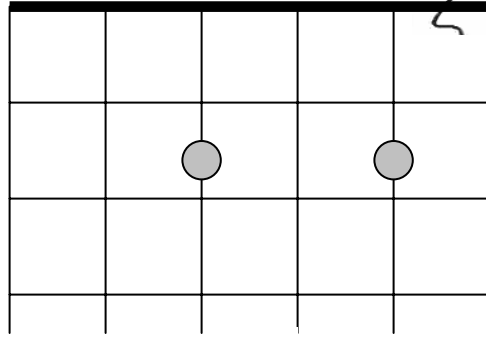


# Guitar Chord Reference Chart

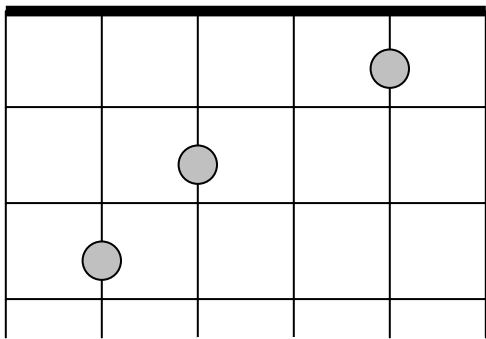
for all the chords used in  
Songs 4 Teachers E-Books



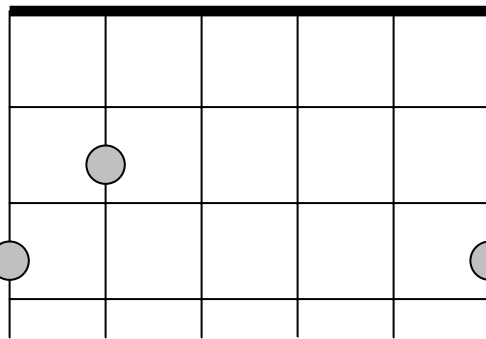
**D**



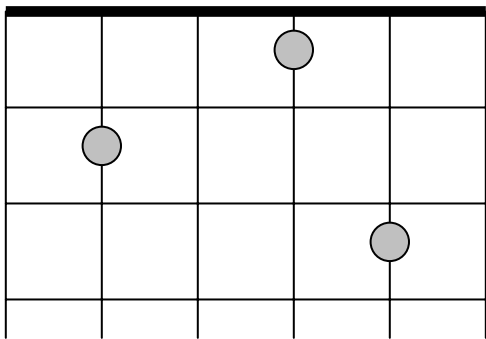
**A7**



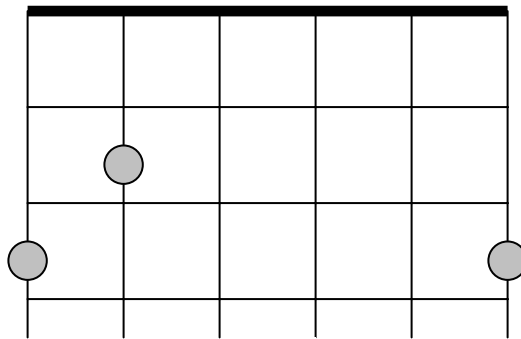
**C**



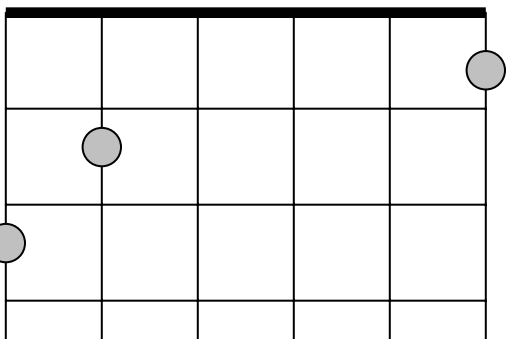
**G**



**E7**



**F**



**G7**

Songs 4 Teachers E-Books have a Guitar Chord Reference Chart included.

All the songs in this collection use these 7 chords.

It is possible to teach yourself to play the guitar and amaze the children with whom you work. I did!

Mary

## Character Kids Book 2©

Compassion, Courage, Excellence, Forgiveness, Honesty, Honor,  
Obedience, Perseverance, Respect, Responsibility,  
Self-Discipline, Thankfulness

### Table of Contents

Technical Information	p.3
Printing Tips	p.3-6
What We Believe...	p.7-8
About Our <i>Character-Kids</i> E-Books	p.9
Learning Extensions	p.10-11
<i>Compassion</i>	p.12-13
<i>Courage</i>	p.14-15
<i>Excellence</i>	p.16-17
<i>Forgiveness</i>	p.18-19
<i>Honesty</i>	p.20-21
<i>Honor</i>	p.22-23
<i>Obedience</i>	p.24-25
<i>Perseverance</i>	p.26-27
<i>Respect</i>	p.28-29
<i>Responsibility</i>	p.30-31
<i>Self-Discipline</i>	p.32-33
<i>Thankfulness</i>	p.34-35

Guitar Chord Reference Chart	p.36
------------------------------	------

#### **Blackline Masters**

*Character Kids at Home*  
*Class Cooperative Book Templates*  
*Student Reward Certificates*  
*Classroom Posters*

**TOTAL**

**81 Pages**

# Visit the *Songs 4 Teachers* Web Site at:

[www.songs4teachers.com](http://www.songs4teachers.com)

Download FREE songs, poems and more. See you there!

[Songs 4 Teachers](#)© - E-Book

[Praise 4 God ~ Just 4 Kids](#)© - E-Book

[All About School](#)© - E-Book

[Songs & Poems 4 Kids](#)© - E-Book

[Back to School](#)© - E-Book

[100 Days of School and More](#)© - E-Book

[KinderGraduation/End of the Year](#)© - E-Book

[Spring and Summer](#)© - E-Book

[Summer Camp-Kids](#)© - E-Book

[All About Autumn](#)© - E-Book

[All About Winter](#)© - E-Book

[Holidays and Celebrations Book 1](#)© - E-Book

[Holidays and Celebrations Book 2](#)© - E-Book

[Celebrate Me!](#)© - E-Book

[Kindergarten Songs](#)© - E-Book

[Character Kids Book 1](#)© E-Book

[Character Kids Book 2](#)© E-Book

[E-Book Packages – Save Now!](#)

Please share this  
FREE E-Book with  
your friends and  
colleagues

Mary



Songs4Teachers.com

Please share this Free E-Book with your colleagues and friends - Mary

[www.songs4teachers.com](http://www.songs4teachers.com)


Visit us at: [www.poems4teachers.com](http://www.poems4teachers.com) and [www.character-kids.com](http://www.character-kids.com)

# Resources from [TIMESAVERS for TEACHERS.com](http://TIMESAVERSforTEACHERS.com)

These are great resources for teachers. We've checked them out for you!



These are great resources!



**TIMESAVERS for TEACHERS** specializes in printable, often-used classroom forms, report card comments, spelling activities, practical teacher tools, worksheets and downloadable teaching materials that improve classroom management and **save teachers valuable time**.

Be a well organized and better prepared teacher by using the **11** downloadable books available.

Samples available at:  
[www.timesaversforteachers.com](http://www.timesaversforteachers.com)

Songs4Teachers.com

# Songs 4 Teachers.com

theme-related songs and poems

**You can Help Your Child Build Self Esteem  
And Create a Feeling of Self Worth  
As Well As...  
HAVE FUN TOGETHER!**

Lesson 1 – Building Self-Esteem and Self Confidence

**Please share this information with colleagues, family and friends.**



Songs 4 Teachers.com is pleased to announce that we've partnered with [4lifehappykids.com](http://4lifehappykids.com) to bring you this important information

*"These books are fabulous resources. Exactly what parents, grandparents, classroom teachers or anyone who loves children, needs. I believe in the idea that children can benefit from learning Universal Principles, just as adults can.*

*We need to be helping our children to evolve. In fact, it's our responsibility."*

Mary Flynn - owner [www.songs4teachers.com](http://www.songs4teachers.com) and [www.character-kids.com](http://www.character-kids.com)

**Today's Good News -  
You can Help Your Child Build Self Esteem  
And Create a Feeling of Self Worth  
As Well As...  
HAVE FANTASTIC FUN TOGETHER!**

**Lesson 1 - Building Self-Esteem and Self Confidence**

You are the MOST important influence in your child's life. Your kids just love it when they have time with you. You know that they will do anything to please and impress you, given half a chance. What you say and do with them is..... well, read this little story

First I want to tell you a story about a boy I know:

*Jackson is my brother-in-law's nephew. He is just turned 10. Jackson is a boy soprano, and as a member of the highly esteemed Australian Boys Choir has travelled with them in the last 12 months to perform in New Zealand and Los Angeles and New York (stayed at the Waldorf Astoria). Jackson has also had a part in the musical Carmen in a major Melbourne theatre. Pretty exciting stuff! At school his class was asked to write what was the best thing they had done this year.*

*Jackson's answer: Fixing up my bike with my Dad*

*I've heard Jackson's Dad in action. Gary praises lots of little things that Jackson does. He praises him in front of others. Of course he tells me all about his singing, but Gary also tells me about Jackson's ideas, and how kind he is. He talks about how he tackles problems and how he helped his sister. Little ears are flapping nearby, and his face glows. No wonder Jackson loves to spend time with his Dad. And Jackson's self esteem soars.*

**While researching and writing Go for Your Goals – building self esteem and confidence was a major consideration.**

## Here's Some Fun: A Self Esteem Building Activity

Depending on the age of your child you can plan a fun activity which will build self esteem and confidence. It can be something really simple for a younger child. It's all about the praise and focusing on your child.

**Think up a fun thing to do with your child – just you and her alone.**

Something you will both enjoy. Make it a goal between the two of you. It could be making a fish pond in the yard, making a movie about your family for Grandma, going for a hike in the woods or cooking Mexican food for the family.

As you plan together – ask her opinion of what you could do. Of course give some suggestions – but take hers into consideration and let her decide, and praise the idea. = **I have good ideas = I am clever and creative.**

**When you listen; listen to her with your full attention.**

Stop what you are doing and look her straight in the eye. Ask questions that show you are really 'with her'. = **I am worth listening to, I have something to say.**

Does it really matter what you do together – as long as it is feasible? Listening to her opinion and being prepared to change your own after her comments gives her a sense of worthwhile ness. **My opinions matter! = I matter!**

Let's say you decided on cooking Mexican food for the family for Saturday night.

First you could look up recipes on the internet or at the library. Let her choose, and ask why she wants those dishes. "Ah, that's a good idea", or "Yuk, apples with chillies, you've got to be kidding!" (and have a huge laugh about it). **My Dad thinks I am really funny, I can make him happy. I am pretty good really.**

While she is looking for recipes, make comments like: "Yes, Mom will love that; how thoughtful of you" = **I am really thoughtful.**

**Plan together**

Plan the shopping list. As she writes it down guide her through the recipes if needed; say "You have covered everything, well done." = **I am thorough = I am great**

Plan the table and décor together. It may be that she could make some invitation cards for Mom, her brother and grandparents – with a Mexican theme. Or she could write a menu for the table. “Wow, they are gorgeous, what a terrific idea.” = **I am creative = I am clever**

Cooking and setting the table, choosing music for the evening together .....”What a great idea”, or “What a great choice” or “That looks fantastic” = **I did a really good job. Notice her strengths and comment on them.**

Don’t forget in the planning to figure out in advance between you who is going to wait on table and who is going to clean up afterwards.

**You get the idea. You simply cannot praise your child enough.**

It’s the little things that you observe and comment on. It might sound a bit corny to our ears, or seem like overkill, but praise, praise, praise in lots of subtle ways just builds and builds self esteem and confidence with your child. And every now and then you can drop in a gem about how important they are to you. As you drive to the supermarket tell her again about the day she was born, and how thrilled you were. You can tell her this a thousand times, and she will never get sick of it. = **My Dad loves me = I am important to him = I am okay**

**Set achievable goals**

Another point, make sure you set a goal together that is going to be achievable for you together – one that she will be able to pull her weight. Don’t let her get out of her part in the plan, and end up doing things yourself. Keep her to her commitment = I can be relied on = I am responsible. We do our children no service at all when we allow them to get away with things.

When it’s all over, praise her in front of the family, and tell them all the things she did and thought of. Notice the little things that made a difference. Even take a few photos to make a collage together of your Mexican Dinner with big words of praise on it – FUN - GREAT FOOD – THE WORLD’S BEST COOK - YUMMY. I’ll bet she will pin it up on her wall and treasure it.

**Find a fun goal to work on together**

For lots of ideas take a look at pages 5 to 7 in your e-book Raising Happy Kids.

Building self-esteem and self confidence is about making our children feel worthwhile. When they feel good about themselves they are full of confidence and their self-esteem is high. They are ready to take on the world. When you value your child, he values himself. The way we communicate with them is crucial in building their self-esteem. You can show how much you value them in all the ways that you communicate with them. Everything else follows on from a high self-esteem. Kids with high self-esteem are happy kids.

When you show faith in their abilities in so many little ways, and when you support them and treat them respectfully, they feel a sense of security in their own capabilities and worthiness. Self-esteem is an important part of happiness; they can master their own lives free from uncertainty and worry.

**While researching and writing Go for Your Goals – building self esteem and confidence was a major consideration.**

